



Bourdon Tube Pressure Gauges

All Stainless Steel Construction

Industrial Series Liquid Fillable • Type 23X.53

Pressure Gauges

Application

Suitable for corrosive environments compatible with 316 stainless steel wetted parts, dry and liquid fillable case, where vibration and/or pressure pulsation occur in liquid or gaseous media which will not obstruct the pressure system.

Sizes (All sizes not stocked)

2", 2½" and 4" (50, 63 and 100 mm)

Accuracy

2", 2½" ± 1.5% of span

4" ± 1.0% of span (ASME B40.1 Grade 1A)

Ranges (All ranges not stocked)

Vacuum / Compound to 30"HG / 0 / 200 PSI

Pressure from 15 PSI to 15,000 PSI

or other equivalent units of pressure or vacuum

Working Range

2" & 2½" Steady: 3/4 of full scale value

Fluctuating: 2/3 of full scale value

Short time: full scale value

3" & 4" Steady: Full scale value

Fluctuating: 0.9 x full scale value

Short time: 1.3 x full scale value

Operating Temperature

Ambient: -40°F to 140°F (-40°C to 60°C) ^{Note 1}

Media: max. 212°F (+100°C)

Temperature Error

Additional error when temperature changes from reference temperature of 68°F (20°C) ±0.4% for every 18°F (10°C) rising or falling. Percentage of span.

Standard Features

Connection

Material: 316 stainless steel

Lower mount (LM)

Center back mount (CBM) 2½"

Lower back mount (LBM) 4"

1/4" or 1/2" NPT limited to wrench flat area

Bourdon Tube

Material: 316 stainless steel

30"Hg (Vac) to 1000 PSI C-type - 2" & 2½"

30"Hg (Vac) to 1500 PSI C-type - 4"

1500 PSI to 15,000 PSI helical type - 2" & 2½"

2000 PSI to 15,000 PSI helical type - 4"

Movement

Stainless steel

Dial

White aluminum with black lettering. 2½" with stop pin

Pointer

Black aluminum

Case

304 stainless steel with vent plug and SS crimping ring.

EPDM o-ring between case and connection (2" & 4")

Welded case/socket connection (2½")



Weather Protection

Weather resistant (NEMA 3 / IP 54) - dry case

Weather tight (NEMA 4X / IP 65) - liquid-filled case

Standard Scale

PSI

PSI, PSI/BAR, PSI/KPA, PSI/KG/CM² (2½" CBM)

Window Gasket

Buna-N

Case Filling

232.53 - None

233.53 - Glycerine

Window

Polycarbonate

Acrylic (4")

ORDER OPTIONS (min. order may apply)

Custom dial layout

Steel zinc plated u-clamp bracket (field installable)

Stainless steel u-clamp bracket (field installable)

Pressure compensating membrane window for filled gauges

Stainless steel polished front flange (CBM or LBM only)

Stainless steel rear flange

316 SS threaded restrictor

Glycerine, silicone, or fluorolube case filling (**Type 233.53**) ^(Note 1)

Special connections limited to wrench flat area

Other pressure scales available:

Bar, kPa, MPa, Kg/cm² and dual scales

DIN standards

Cleaned for oxygen service

Externally adjustable red drag pointer (max. hand)

Externally adjustable red mark pointer (set pointer)

Note 1 Temperature Ranges (Liquid filled gauges)

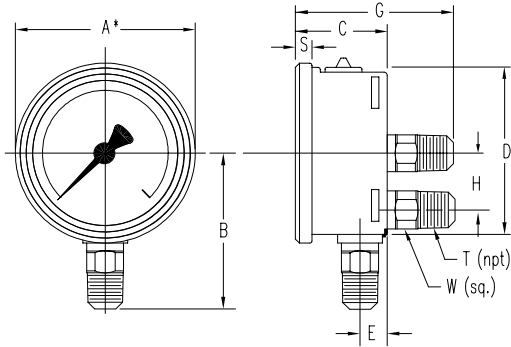
Glycerine: -4°F to 140°F (-20°C to 60°C)

Silicone: -40°F to 140°F (-40°C to 60°C)

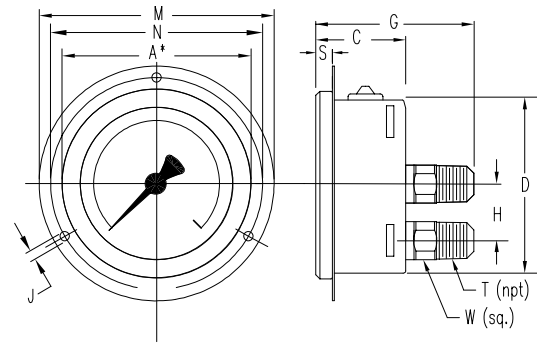
APM 23X.53

(APM 02.13)

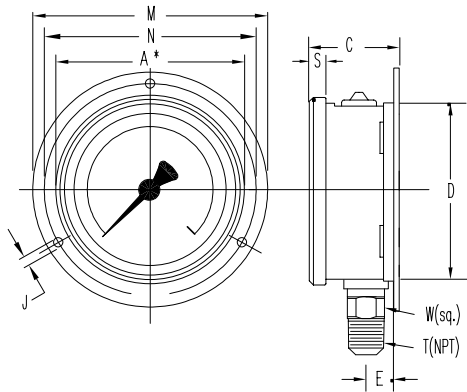
Dimensions:



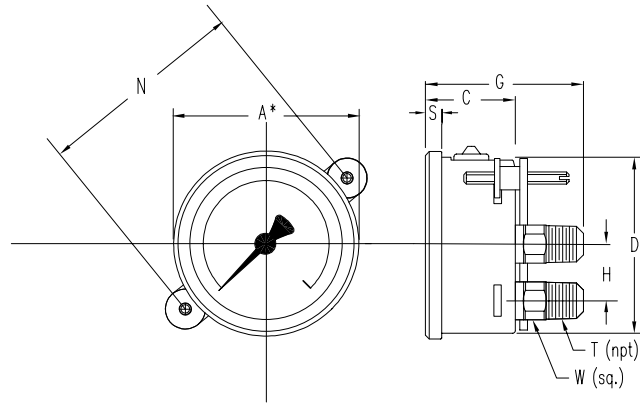
23X.53 LM/CBM/LBM



23X.53 CBM/LBM/FF



23X.53 LM/RF



23X.53 CBM/LBM/UC

A* NOMINAL SIZE

TYPE/SIZE	WEIGHT	KEY	A*	B	C	D	E	G	H	J	L	M	N	S	T	W
23X.53 2"	0.27 lbs. + 0.06 lbs. if filled	mm	50	48	30	50	12	53	--	3.6	6.5	71	60	5.5	--	14
		in	2	1.89	1.18	1.97	0.47	2.09		0.14	0.26	2.80	2.36	0.22	1/4"	0.55
23X.53 2.5"	0.36 lbs. + 0.08 lbs. if filled	mm	63	54	32	62	13	54	--	3.6	7.5	85	75	6.5	--	14
		in	2.5	2.13	1.26	2.44	0.51	2.13		0.14	0.30	3.35	2.95	0.26	1/4"	0.55
23X.53 4"	1.10 lbs. + 0.66 lbs. if filled	mm	100	87	48	100	15.5	79.5	30	4.8	9	132	116	8	--	22
		in	4	3.43	1.89	3.94	0.61	3.13	1.18	0.19	0.35	5.20	4.57	0.31	1/2"	0.87

NOTE: For 1/4" NPT connections on 3" and 4" gauges, reduce B* dimension by 5 mm / 0.02 in.

THE MEASURE OF
Total Performance™

Ordering Information:

State computer part number (if available) / type number / size / range / connection size and location / options required.

Specifications given in this price list represent the state of engineering at the time of printing. Modifications may take place and the specified materials may change without prior notice



WIKAI Instrument Corporation
1000 Wiegand Boulevard
Lawrenceville, Georgia 30043-5868
Tel: 770-513-8200 Fax: 770-338-5118
<http://www.wika.com> e-mail: info@wika.com