

OPERATION

<u>OVERVIEW</u>		3
<u>PUNCH</u>		
	Application	4
	O.D. Measurement	5
	Two-Point O.D. Measurement	6
	Average O.D. Measurement	7
	Average O.D. and Two-Point Roundness	8
<u>DIE</u>		
	I.D. & Concentricity	9
<u>PUNCH & DIE</u>		
	Application	10
	Centering	10
<u>CAN</u>		
	Heights, General	11
	Trim Height (Before Top)	11
	Heights, General for Double Seamed Cans	12
	Base to Height of Dome	13
	Side Wall Thickness	14-15
	Flange Width	16
	Top, Thickness	17
	Side, Bead Depth	18
	Application of Unit Depth, Countersink Depth, Panel Height, Integral Rivet Depth	19
	Top, Unit Depth	20
	Top, Countersink Depth	20
	Top, Panel Height	20
	Top, Integral Rivet Depth	20
	Tab Top, Score Depth	21
	Tab Top, Riveted Hole I.D.	22
	Tab Top, Bubble Thickness	23
	Tab, Top, Rivet Draw Depth (Progression Depth Gage)	24
<u>AEROSOL CAN</u>		
	Crimp Groove I.D.	25
	Crimp Groove Depth	26
	Valve Lug Depth	27
	Valve Stem Height	28
	Snap Lock Undercut	29

Can Gages



Index

GLASS BOTTLE

Out-Of-Perpendicular	30
Lug Depth Gage	31

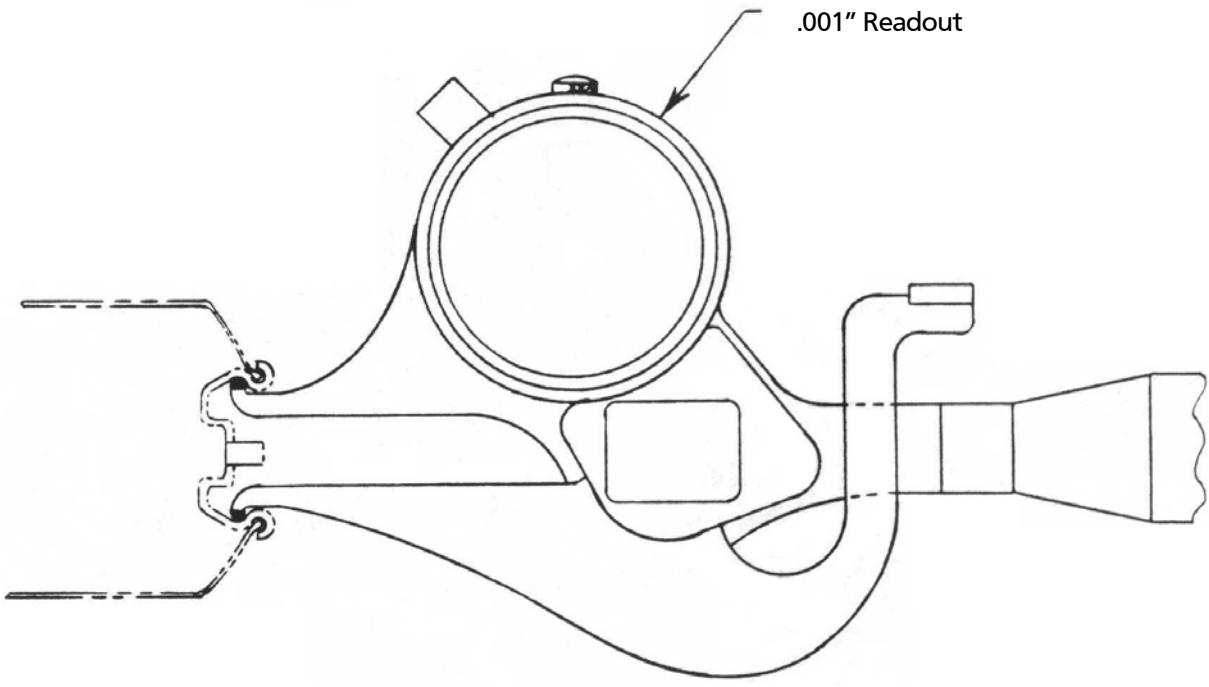
PLASTIC BOTTLE

Terminology	32
Code Letters	33
Overall Height	34
Body Width and Depth	34
"H" Dimension	35
"S" Dimension	35
"S1" Dimension	36
"L" Dimension	36
"N" Diameter (Lip Thickness)	37
"T" Dimension	37
"E" Diameter	38
Lip O.D.	38
"B" Diameter (Bead)	39
"U" Diameter (Undercut Diameter)	39
"A" Diameter (Lip Undercut Diameter)	40
"C" Diameter (Open Control Diameter)	40
"I" Minimum Diameter (Minimum Opening Through Finish and Neck)	41
"Z" Diameter (Top Sealing Surface Width)	41
"W" Dimension (Bead Width)	42
Push up	42
Wall Thickness	43

Aerosol Can Gages



Aerosol, Crimp Groove I.D.



MODEL NO

149P-611 Crimp Groove Dia. Gage
(Catalog)

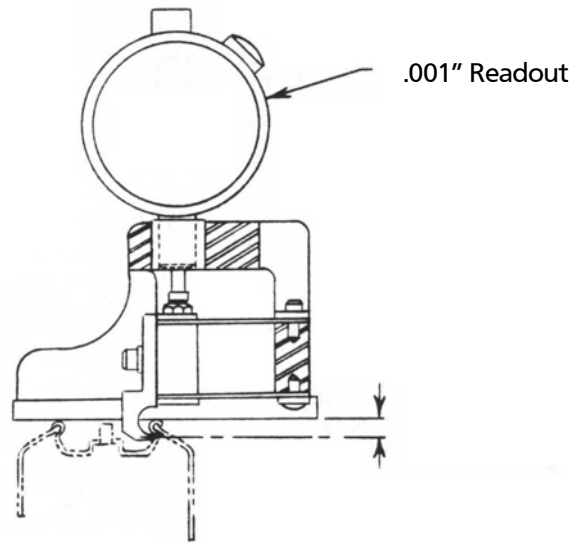
DESCRIPTION

149P-611 with C2I Ind., .001" min.
grads, 0-100 dial, min. jaw opening
.470", max. jaw opening 1.500", .062"
dia. T.C. ball contacts

Aerosol Can Gages



Aerosol, Crimp Groove Depth



MODEL NO

444P-161 Crimp Groove Location
Gage (Catalog)

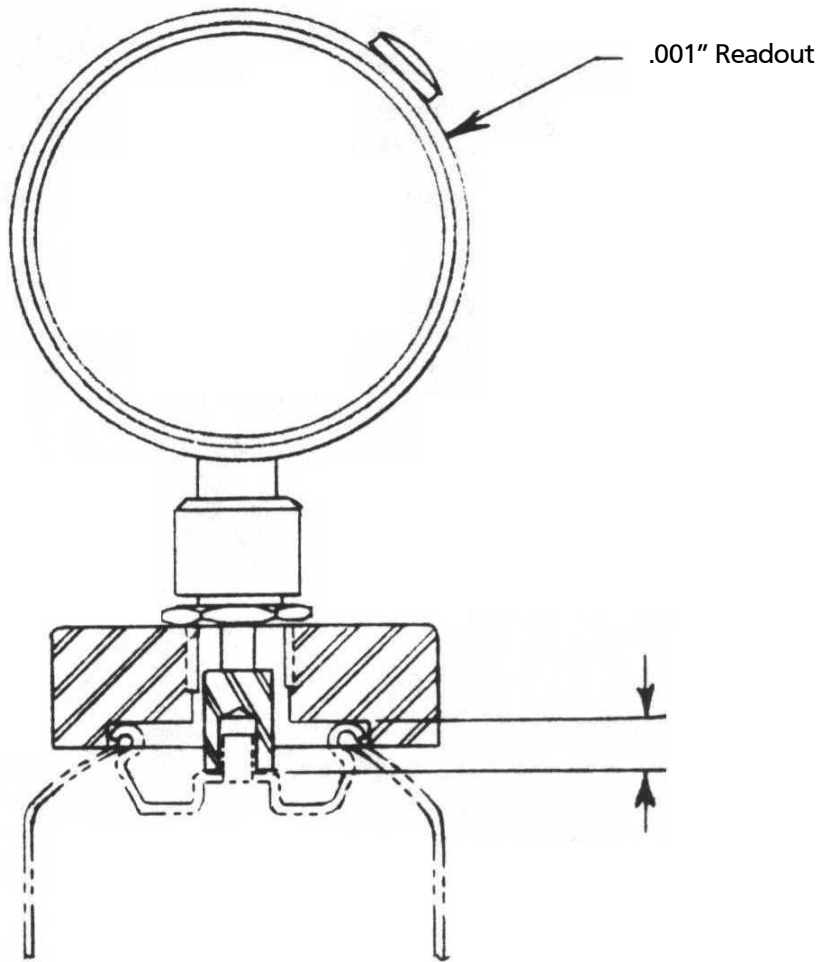
DESCRIPTION

444P-161 with B8I Ind., .001" min.
grads., 0-50-0 dial, capacity adj. .075"
to .325", .062" or .093" T.C. dia. ball
sensitive contact

Aerosol Can Gages



Aerosol, Valve Lug Depth



MODEL NO

75P-1631 Valve Lug Depth Gage
(Catalog)

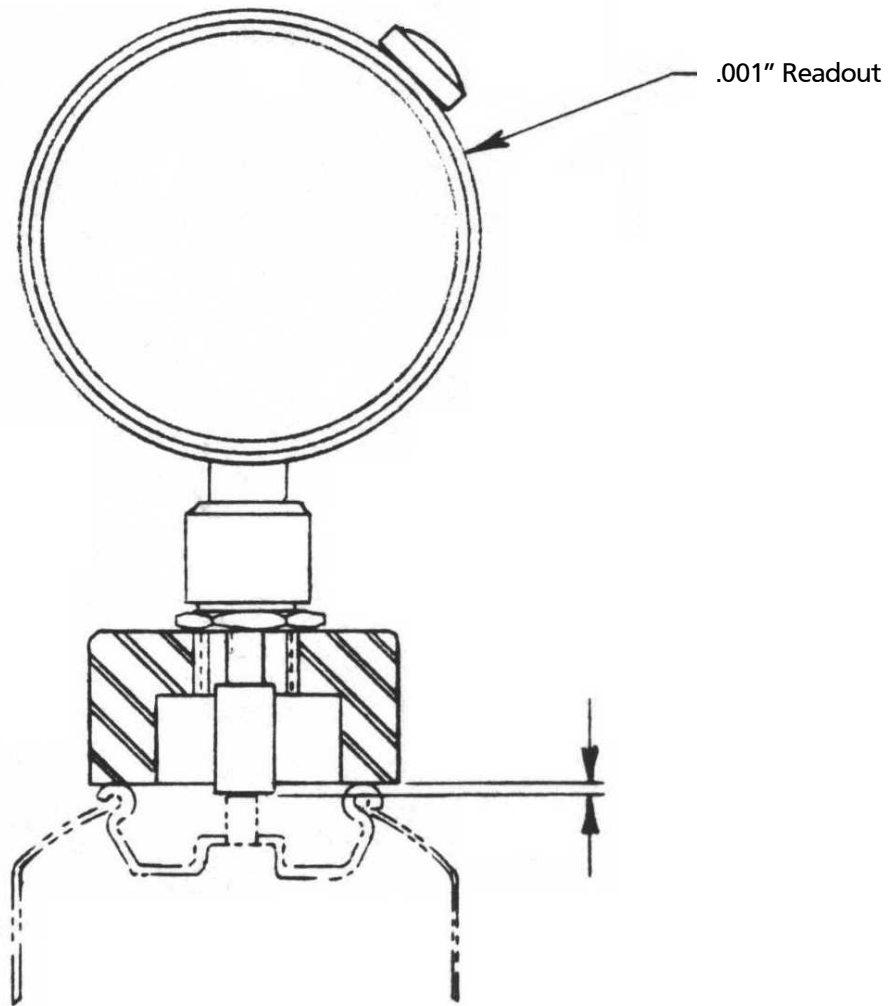
DESCRIPTION

75P-1631 with C8I Ind., .001" min.
grads., 0-100 dial, .250" range, special
contact.

Aerosol Can Gages



Aerosol, Valve Stem Height Gage



MODEL NO

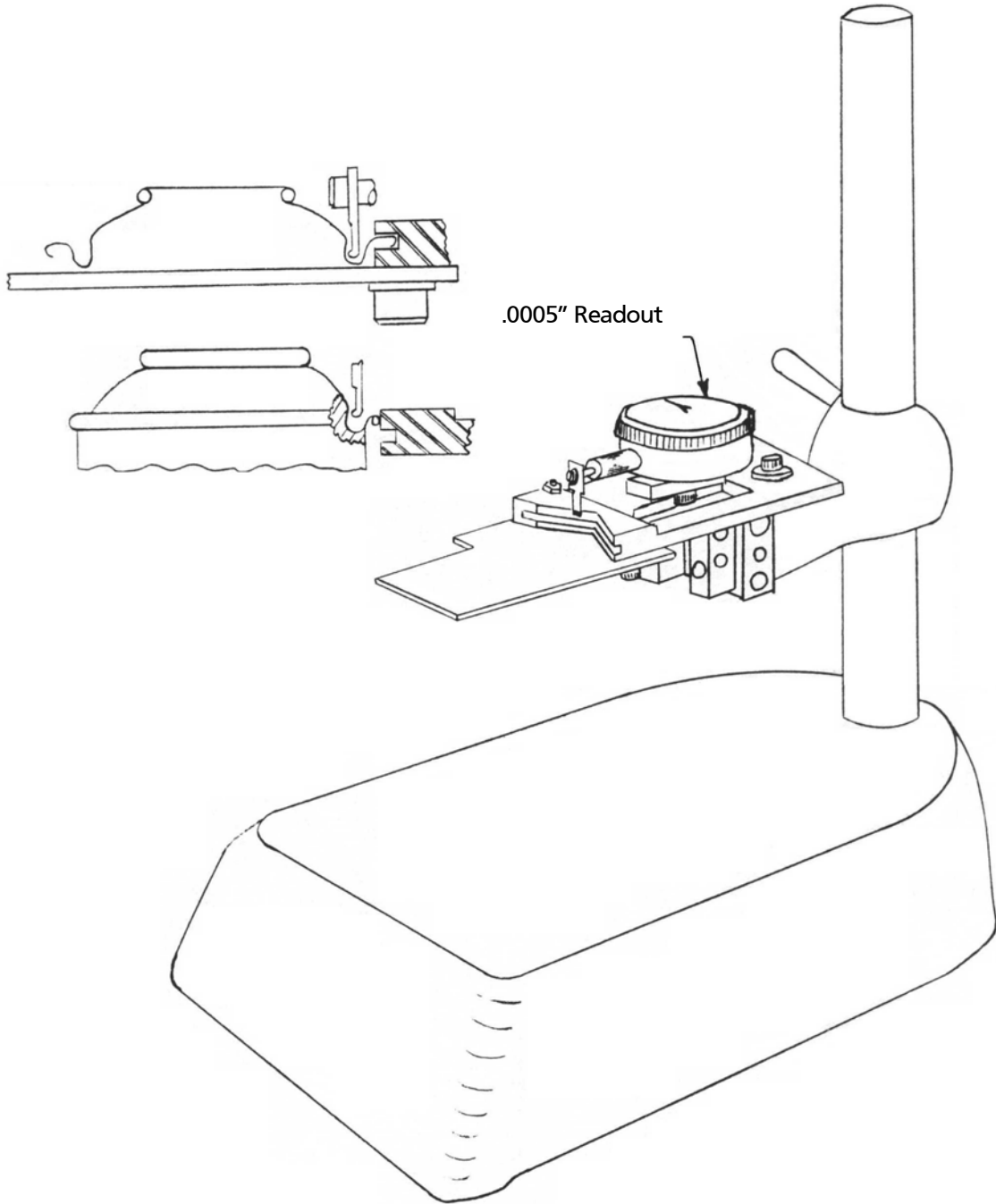
75P-1654 Valve Stem Height Gage
(Catalog)

DESCRIPTION

75P-1654 with C8IQ Ind., .001" min.
grads., 0-100 dial, .500" range

Aerosol Can Gages

Aerosol, Snap Lock Undercut



MODEL NO

NB-227 (Non-Catalog)

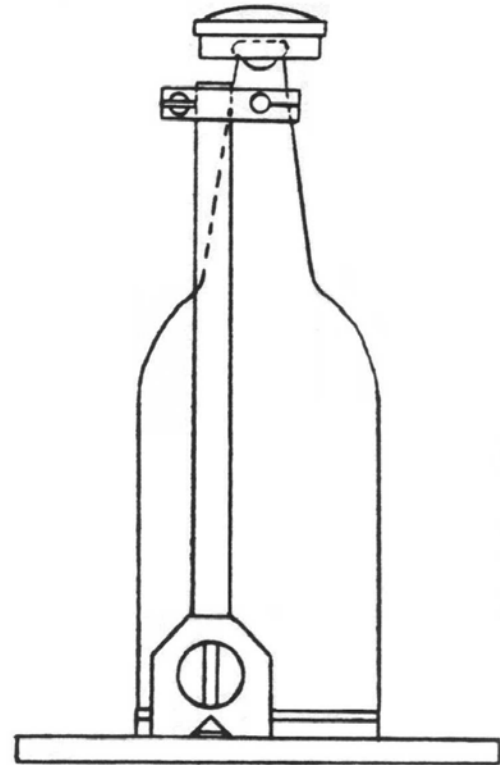
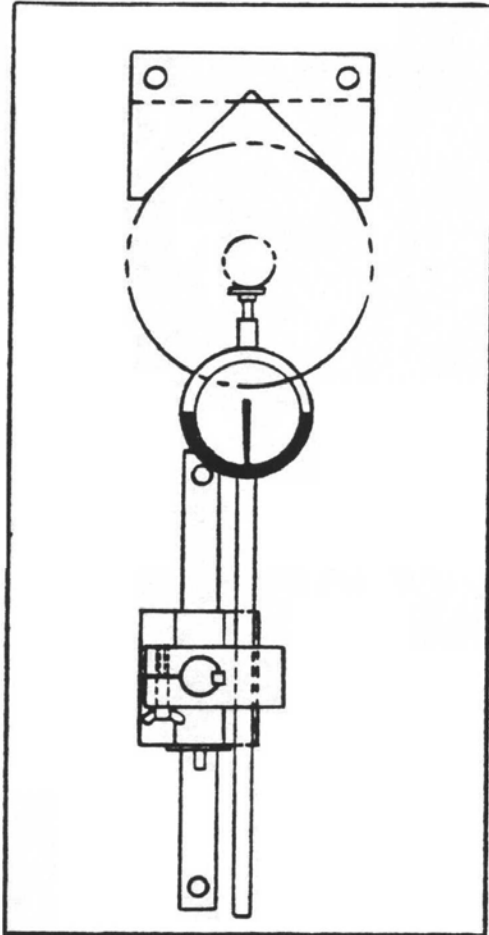
DESCRIPTION

NB-60 with C5M Indicator .250" range, special arm assembly having "V" Ref. and swing-a-way table. For both finished cans or top unit only.

Glass Bottle Gages



Bottle, Out of Perpendicular



MODEL NO

247B-913 (Non-Catalog)

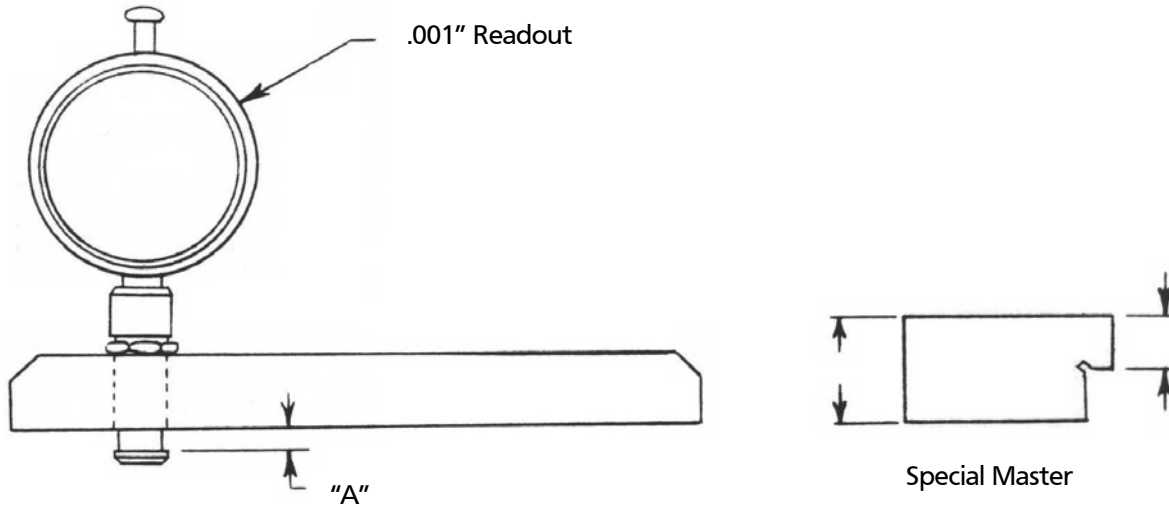
DESCRIPTION

Includes 1492B-15 Test Set less Indicator with special 11.00" high post and special bracket, special vee locating base with reference rail and DOZ Indicator with blank dial, AL-291, .500" per Rev. and .500" range.

Glass Bottle Gages



Bottle, Lug Depth Gage



MODEL NO.

75P-1706 (Non-Catalog)

DESCRIPTION

75P-53 with C81Q Indicator, pushdown action, 0-100 continuous clockwise dial, special contact base dimensions are 6" length, .750" wide, Ind. located 1.00" from end, and wooden storage box.
"A" = .125" to .625"

75P-1784 (Non-Catalog)

Same as above except C815 Indicator
"A" = "0" to 1.00"